

Human IgG1 Isotype-DXD (Dar8)

Product Information

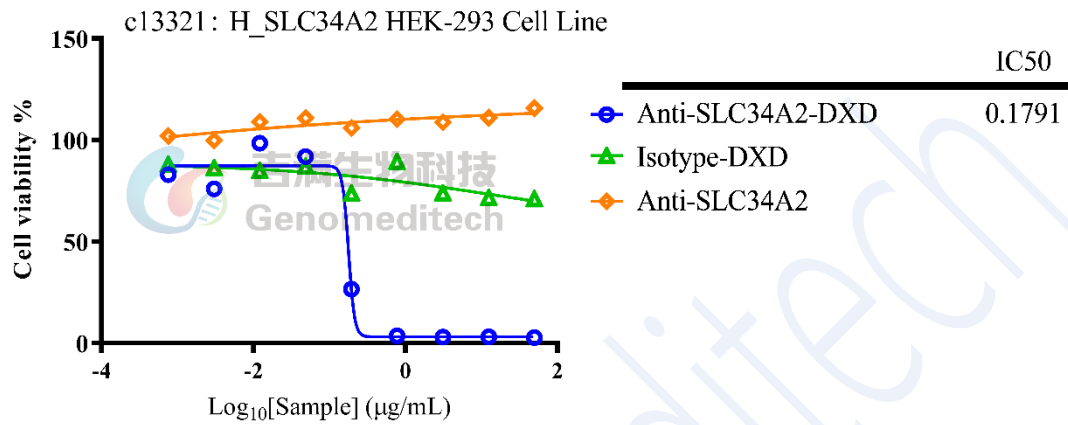
Product Name	Human IgG1 Isotype-DXD (Dar8)
Storage temp.	Store at +4°C short term. Store at -80°C for 36 months, avoiding freeze/thaw cycles.
Catalog# / Size	GM-77423AB-100 / 100 µg GM-77423AB-1000 / 1 mg

Antibody Information

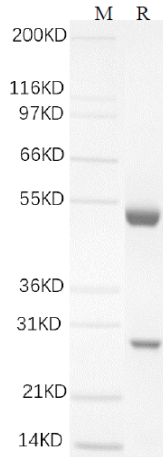
Expression System	CHO
Purity	> 95% as determined by SDS-PAGE
Aggregation	< 5% as determined by SEC-HPLC
Drug-to-Antibody Ratio (DAR)	8.0
Endotoxin	< 1 EU/mg, determined by LAL gel clotting assay
Sterility	0.22 µm Filtered
Target	/
Clone	NA
Alternative Names	/
Source/Isotype	Human IgG1(KDEL), kappa
Application	Negative control of Cytotoxicity Assay
Formulation	10mM NaAc-HAc pH5.0

Data Examples

- Cytotoxicity Assay**
- Plating H_SLC34A2 HEK-293 Cell Line (Genomeditech Cat. # C13321), 3×10^4 cells/mL suspension, and add 100 μ L/well, on the first day.
 - Remove the supernatant of the above-mentioned plated cells.
 - For Anti-SLC34A2-DXD (Isotype-DXD or Anti-SLC34A2): Add 200 μ L drugs (50 μ g/mL) in gradient dilution each well, and incubate at 37 °C for 96 h.
 - Measured the luciferase activities by using GMTiter™ Luminescent Cell Viability Assay (Genomeditech Cat. # GM-040504C) according to recommended protocol.

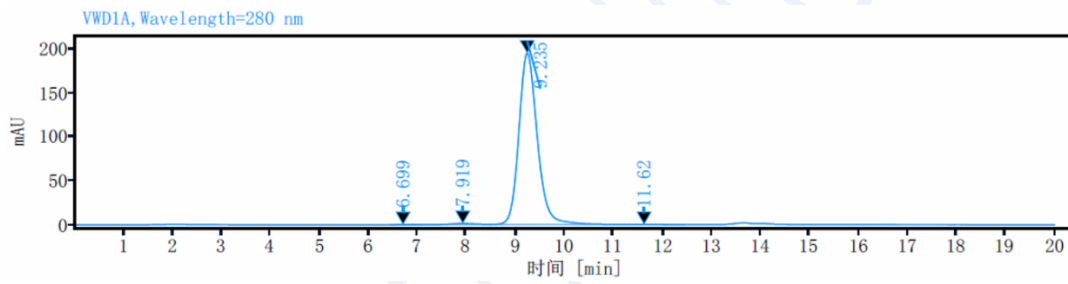


SEC-HPLC



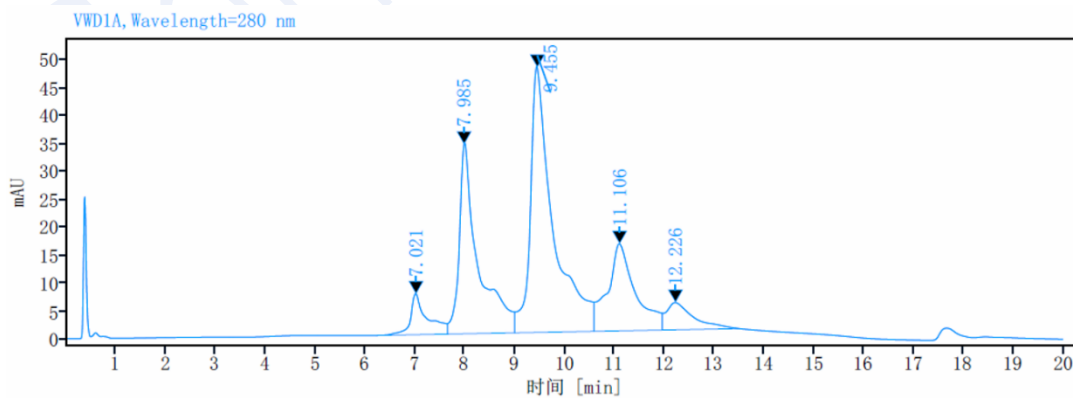
After SDS-PAGE under reducing conditions, the gel was stained with Coomassie Blue overnight. The purity of the protein is greater than 95%.

SEC-HPLC



The purity of this product is greater than 95% verified by SEC-HPLC.

HIC-HPLC



The drug-to-antibody ratio (DAR) of this product is 7.57